

# FINISH LINE™

GLAZED CERAMIC TILE

WALL

USAGE



FLOOR



WALL



COUNTERTOP



SHOWER FLOOR



EXTERIOR FLOOR



STEPWISE™



TRU-EDGE™



MADE IN THE U.S.A.



LARGE FORMAT



MOSAIC/DECO



ENCAUSTIC



TERRAZZO



PAVER



CUSTOMIZE



FLEXFIT™



FLEXFIT™



CG  
GLAZED CERAMIC

LOW HIGH

NOT APPLICABLE FOR ALL PRODUCTS IN THIS SERIES. SEE CHARTS FOR FULL PRODUCT DETAILS.

SIZES:



4 x 16  
Wall Tile



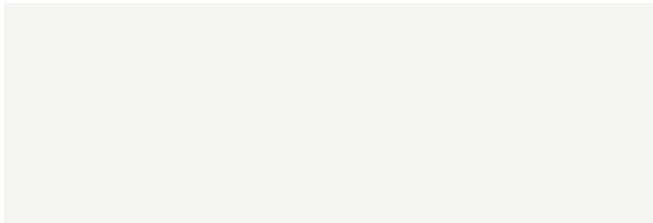
4 x 12  
Wall Tile




3 x 6  
Wall Tile

FINISHES: MATTE | GLOSSY


## GLAZED CERAMIC




WHITE FL90



MATTE WHITE FL91



FAWN FL92



MATTE FAWN FL93

SPECIAL FEATURES



STAINPROOF



DENTPROOF



SCRATCH-RESISTANT™  
\*Applicable to products with Matte and Textured Finishes






FIRE-RESISTANT



SIMPLICLEAN™

VISIT THE WHY TILE PAGE AT [WWW.DAL TILE.COM](http://WWW.DAL TILE.COM) FOR A COMPLETE LIST OF QUALIFICATIONS AND EXCLUSIONS.

## SIZES

			Thickness	Sq. Ft./ Carton	Pieces/ Carton
	4 x 16 Wall Tile	(4" x 16") (10.17 cm x 40.68 cm)	3/8" (9.3 mm)	13.20	30
	4 x 12 Wall Tile	(4-1/4" x 12-7/8") (10.91 cm x 32.77 cm)	5/16" (7.9 mm)	10.64	28
	3 x 6 Wall Tile	(3" x 6") (7.65 cm x 15.31 cm)	5/16" (7.9 mm)	12.50	100

## APPLICATIONS

	Target DCOF wet	Suitable
Dry & Level – Interior Floor	N/A	
Wet & Level – Interior Floor	≥ 0.42	
Shower Floors (Residential or Light Commercial)	≥ 0.42	
Exterior Floor Applications (including patios, pool decking & other wet areas with minimal footwear)	≥ 0.60	
Ramps & Inclines	≥ 0.65	
Walls/Backsplashes	N/A	✓
Countertops	N/A	✓*
Pool Linings	N/A	

A DCOF value of ≥0.42 is the standard for tiles specified for level interior spaces expected to be walked upon when wet, as stated in ANSI A137.1-A326.3. For more information about DCOF and the DCOF AcuTest™, visit [daltille.com/DCOF](http://daltille.com/DCOF).




## APPLICATION NOTES:

Suitable for exterior applications (provided it is noted as suitable in the applications chart above) in non-freezing climates, when proper installation methods are followed.  
\* 3 x 6 wall tile matte finish only.

## LRV &amp; MUNSELL

Color #	LRV Illuminate-OBS: F02-02 (CWF)	Munsell
<b>SEMI-GLOSS</b>		
FL90	83.9	7.0Y 9.2/0.2
FL92	47.7	1.2Y 7.3/0.8
<b>MATTE</b>		
FL91	83.4	4.9Y 9.2/0.2
FL93	47.7	0.8Y 7.3/0.8

## TRIM

Type	Number	Size	Pieces/ Carton
 Bullnose (on 16" side)	S44D9	4 x 16	24
 Bullnose (on 12" side)	S44C9MOD	4 x 12	28
 Bullnose (on 6" side)	S4369MOD	3 x 6	100

## INSTALLATION

## Grout Joint Recommendation

## Shade Variation

**4 x 12 & 4 x 16:** 1/16" (When rectangular size is installed in a staggered brick joint pattern, overlap should not exceed 33%.)



Low (V1)

**3 x 6:** 1/16"

## PERFORMANCE CHARACTERISTICS

	ASTM#	Result
Water Absorption	C373	< 20.0%
Breaking Strength	C648	120-230 lbs
Scratch Hardness	MOHS	4.0-6.0
Chemical Resistance	C650	Resistant

For additional information on test results, visit us at: [daltille.com/information/TestResults](http://daltille.com/information/TestResults).

## NOTES

Since there are variations in all fired ceramic and natural products, tile and trim supplied for your particular installation may not match samples. Final confirmation should be made from actual tiles and trim prior to installation. Manufactured in accordance with ANSI A137.1 standards.

For additional information refer to "Factors to Consider" at: [daltille.com/Factors](http://daltille.com/Factors).



All or select items within this series meet the requirements for these qualifications. For more information, visit [daltille.com](http://daltille.com).