



FLOOR | WALL | COUNTERTOP

CITY LIGHTS™

GLASS MOSAICS

 **daltile®**
IMAGINE WHAT'S POSSIBLE™




Cover photo features Barcelona 1/2 x 1/2 mosaic with Veranda Tones in Zen Garden 6-1/2 x 20 field tile.
Photo features South Beach 1/2 x 1/2 mosaic on the walls.


Vibrancy, radiance,
and pure shimmer.

Add eye-catching attention to your space and leave the room in a trance with the glow of these glass mosaics. Sixteen new stunning blends inspired by the world's most exciting cities will bring sophisticated excitement to your design. This beautiful collection offers ultimate versatility being used commercially or residentially to create borders, backsplashes, or entire walls. Let your personality shine through the City Lights Collection.

MOSAIC TILE




Honolulu CL72**




Monte Carlo CL63**




St. Thomas CL70**




Capri CL68**



Barcelona CL66**




Las Vegas CL69**



Rio CL73**



Bangkok CL61**



London CL60**




Manhattan CL74**

CITY LIGHTS™

GLASS MOSAIC

SIZES

			Thickness	Sq. Ft. per Carton	Pieces per Carton
	1/2 x 1/2 Mosaic Blend (Mesh-mounted on 1' x 1' Sheet)	(11-1/2" x 11-1/2" Sheet) (29.21 cm x 29.21 cm Sheet)	1/8"	20.74	22

FLOOR APPLICATIONS

	Target DCOF wet	Suitable
Dry & Level – Interior	N/A	✓*
Wet & Level – Interior	≥ 0.42	✓
Exterior Applications; Pool Decking & Other Wet Areas with Minimal Footwear	≥ 0.60	
Ramps & Inclines	≥ 0.65	

A DCOF value of ≥ 0.42 is the new standard for tiles specified for commercial application in standard A137.1–2012, Section 9.6. It replaces the SCOF value of ≥ 0.60 referenced in ASTM C1028. For more information on the correlation between the two values and about the DCOF AcuTest™, visit www.daltile.com/dcof.

OTHER APPLICATIONS

	Suitable
Walls/Backsplashes	✓
Countertops	✓**
Pool Linings	✓
Pool Tank / Submerged	✓***

APPLICATION NOTES:

Suitable for exterior walls and pool linings in freezing and non-freezing climates when proper installation methods are followed.


Paper-face and mesh-mounted installation instructions are included in carton.

* Suitable for residential and light commercial floor use (such as hotel bath) not subject to outside foot traffic.

**Residential and light commercial countertops only.

***Paper-face mounted mosaics are suitable for pool tanks and submerged applications.

INSTALLATION

Grout Joint Recommendation	Shade Variation
1/16" Approximately	 Random (V4)

TEST RESULTS

	ASTM#	Result
Water Absorption	C373	< 0.01%
Breaking Strength	C648	> 250 lbs
Scratch Hardness	MOHS	70
Chemical Resistance	C650	Resistant

For additional information, visit daltile.com/information/TestResults.

NOTES

Strong random shading enhances the natural beauty of this product. To achieve optimal results, tile should be selected from multiple cartons and shading arrangement planned prior to installation.

Since there are variations in all fired ceramic products, the tile and trim supplied for your particular installation may not match these samples. Final color selection should be made from actual tiles and trim and not from tile and trim samples or color reproductions. Manufactured in accordance with ANSI A137.1 standards.

Water, oil, grease etc. create slippery conditions. Floor applications with exposure to these conditions require extra caution in product selection. Not for use on ramps.

For additional information refer to "Factors to Consider" at: www.daltile.com/CommercialFactors



DESIGNED TO HELP EARN LEED™ CREDITS. For more detailed information, visit daltilegreenworks.com.



SCAN QR CODE FOR PRODUCT INFORMATION

Get a QR Code reader at: GET.DALTILE.COM



7834 C. F. Hawn Freeway, Dallas, Texas 75217 | 1.800.933.TILE

To view the complete collection of Daltile® products and information, visit our website at daltile.com.



IMAGINE WHAT'S POSSIBLE™

©2015 Dal-Tile Corporation (10/15)