



FLOOR | WALL

FLORENTINE™

GLAZED PORCELAIN FLOOR & MOSAIC, GLAZED CERAMIC WALL
with REVEAL IMAGING®

 **daltile**®
IMAGINE WHAT'S POSSIBLE™



Cover photo features Florentine™ Nociolla 12 x 24 floor tile in staggered brick-joint pattern on the floor and Nociolla 12 x 24 wall tile in grid pattern on the wall. Above photo features Florentine™ Nociolla 12 x 24 floor tile on the floor, with an inset of Argento 12 x 24, Stone Á la Mod™ Urban Bluestone oval mosaic border, and Imperial Stone Medallion in the center. Wall features Florentine™ Nociolla 12 x 24 in a brick-joint pattern.

Revel in the Exquisite Look of Marble & Stone


Florentine™ from Daltile is for those who admire the elegance of marble and stone, but desire the durability and low maintenance of ceramic tile. This timeless style mimics the unique tones of marble and stone with a color palette of crisp whites, neutral tans and fresh grays. Transform your area with the Florentine collection.

- VARIETY OF NATURAL STONE VISUALS
 - Each color emulates a unique and striking replication of natural marble and stone with Reveal Imaging®
- GLOSSY & MATTE TILES
 - High gloss wall tile and coordinating matte floor and mosaics create dynamic visual appeal
- LOW MAINTENANCE & DURABILITY
 - Perfect for areas requiring low maintenance and durability in high-traffic areas without sacrificing style
- ATTRACTIVE PRICE POINT
 - Cost-efficient alternative when compared to natural stone

 **PRE-CONSUMER RECYCLED MATERIALS**

 **MADE IN THE U.S.A.**

 **REVEAL IMAGING®**

 **TRU-EDGE™**

All or select items within this series meet the requirements for these qualifications. For more information visit daltile.com.

CERTIFIED PORCELAIN™
TILE
0.5% or less water absorption

USAGE

Floors Walls Countertops

F **W** **C**

GLAZED PORCELAIN FLOOR TILE



CARRARA FL06



NOCIOLLA FL09

GLAZED PORCELAIN 2 x 4 MOSAIC



CARRARA FL06



NOCIOLLA FL09

GLAZED CERAMIC WALL TILE



CARRARA FL06





NOCIOLLA FL09

FLORENTINE™

GLAZED PORCELAIN FLOOR & MOSAIC, GLAZED CERAMIC WALL with REVEAL IMAGING®

SIZES

			Thickness	Sq. Ft./ Carton	Pieces/ Carton
	24 x 24 Floor Tile ♦	(23-7/16" x 23-7/16") (59.44 cm x 59.44 cm)	3/8"	15.20	4
	12 x 24 Floor Tile ♦	(11-5/8" x 23-7/16") (29.56 cm x 59.44 cm)	3/8"	15.12	8
	12 x 12 Floor Tile ♦	(11-1/2" x 11-1/2") (29.56 cm x 29.56 cm)	3/8"	12.22	13
	12 x 24 Wall Tile ■ (Glossy)	(11-5/8" x 23-7/16") (29.56 cm x 59.44 cm)	3/8"	11.64	6
	10 x 14 Wall Tile ■ (Glossy)	(9-27/32" x 13-3/4") (25.00 cm x 35.00 cm)	3/8"	11.62	12
	2 x 4 Brick-joint Mosaic ♦ (Mesh-mounted on a 12" x 12" Sheet)	(12" x 12" Sheet) (30.48 cm x 30.48 cm Sheet)	3/8"	10.00	12

- ♦ Available in Matte only
- Glazed Ceramic available in Glossy only

APPLICATIONS

	Target DCOF wet	Suitable
Dry & Level – Interior Floor	N/A	✓†
Wet & Level – Interior Floor	≥ 0.42	✓†
Shower Floors (Residential or Light Commercial)	≥ 0.42	✓*
Exterior Floor Applications (including pool decking & other wet areas with minimal footwear)	≥ 0.60	
Ramps & Inclines	≥ 0.65	
Walls/Backsplashes	N/A	✓
Countertops	N/A	✓†
Pool Linings	N/A	✓*

A DCOF value of ≥ 0.42 is the standard for tiles specified for level interior spaces expected to be walked upon when wet, as stated in ANSI A137.1-2012, Section 9.6. For more information about DCOF and the DCOF AcuTest™, visit daltile.com/DCOF.

APPLICATION NOTES:





Floor and mosaic tile suitable for exterior applications in freezing and non-freezing climates, when proper installation methods are followed.

Wall tile suitable for exterior applications in non-freezing climates, when proper installation methods are followed.

† Wall tile not suitable for this application.


* Mosaic tile only

TRIM

	Type	Number	Size	Pieces/ Carton
	Floor Bullnose ♦	P-43C9F	3 x 12	30
	Wall Bullnose ■ (12" side)	S-43C9WX (12" side)	3 x 12	30
	Wall Bullnose ■ (10" side)	S-4310 (10" side)	3 x 10	30
	Wall Bullnose ■ Corner	SN-4310	3 x 3	30

Floor bullnose trim is intended to coordinate with floor tile in the standard 90-degree installation position.

INSTALLATION

Grout Joint Recommendation	Shade Variation
10 x 14 Wall: 1/16"	
Floor and Mosaic: 1/8"	
12 x 24 Wall: 1/8" (3/16" when installing tile with a length 15" or greater in a staggered brick-joint pattern; overlap should not exceed 33%.)	 High (V3)

PERFORMANCE CHARACTERISTICS

	ASTM#	Floor & Mosaic Result (Matte Finish)	Wall Result (Glossy Finish)
Water Absorption	C373	< 0.5%	< 20.0%
Breaking Strength	C648	> 275 lbs	120-230 lbs
Scratch Hardness	MOHS	8.0	4.0-6.0
Chemical Resistance	C650	Resistant	Resistant
Abrasion Resistance	C1027	3-4	N/A

For additional information on test results, visit us at: daltile.com/information/TestResults.

NOTES

Since there are variations in all fired ceramic and natural products, tile and trim supplied for your particular installation may not match samples. Final confirmation should be made from actual tiles and trim prior to installation. Manufactured in accordance with ANSI A137.1 standards.

Not for use on ramps. Water, oil, grease, improper drainage and certain footwear can create slippery conditions. Floor applications expected to be exposed to these conditions require extra caution in product selection.

For additional information refer to "Factors to Consider" at: daltile.com/Factors.

Special consideration needs to be given when installing tiles greater than 15 inches. Please refer to daltile.com/LargeTiles for more information.

Use of a latex modified thin-set is recommended for installation. For more information, visit daltile.com.



DESIGNED TO HELP EARN LEED™ CREDITS. For more detailed information, visit daltilegreenworks.com.

7834 C.F. Hawn Freeway,
Dallas, Texas 75217 | 1.800.933.TILE

To view the complete collection of Daltile® products and information, visit our website at daltile.com.



IMAGINE WHAT'S POSSIBLE™

©2017 Daltile (7/17)